

Voya Index Solution 2065 Portfolio - Class Z

Category
Target-Date 2065+

Investment Objective & Strategy

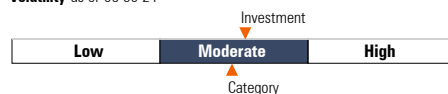
From the investment's prospectus

The investment seeks to provide total return consistent with an asset allocation targeted at retirement in approximately 2065.

Under normal market conditions, the Portfolio invests at least 80% of its net assets (plus borrowings for investment purposes) in a combination of underlying funds which are passively managed index funds. The underlying funds invest in U.S. stocks, international stocks, U.S. bonds, and other fixed-income instruments and the Portfolio uses an asset allocation strategy designed for investors expecting to retire around the year 2065.

Volatility and Risk

Volatility as of 09-30-24



Risk Measures as of 09-30-24	Port Avg	Rel S&P 500	Rel Cat
3 Yr Std Dev	16.61	0.95	1.02
3 Yr Beta	1.30	—	1.02

Principal Risks

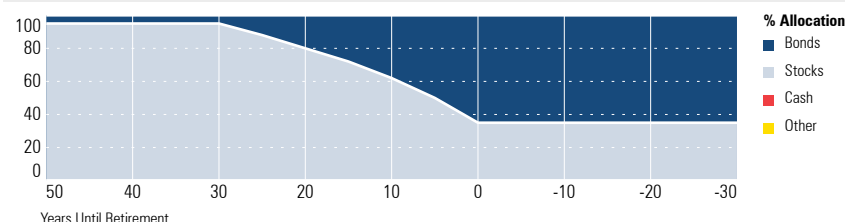
Lending, Credit and Counterparty, Extension, Inflation/Deflation, Inflation-Protected Securities, Prepayment (Call), Currency, Emerging Markets, Foreign Securities, Loss of Money, Not FDIC Insured, Country or Region, Capitalization, Growth Investing, Value Investing, Index Correlation/Tracking Error, Issuer, Interest Rate, Market/Market Volatility, Bank Loans, Commodity, High-Yield Securities, Industry and Sector Investing, Restricted/Illiquid Securities, Underlying Fund/Fund of Funds, Derivatives, Cash Drag, China Region, Conflict of Interest, Credit Default Swaps, Management, Real Estate/REIT Sector

Important Information


Please refer to the Morningstar Disclosure and Glossary document contained in your plan's eligibility package for additional information. You may always access the most current version of the Disclosure and Glossary at <https://www.voyaretirementplans.com/fundonepagerscolor/DisclosureGlossary.pdf>

Funds or their affiliates may pay compensation to Voya® affiliates offering a fund. Such compensation may be paid out of distribution, service and/or 12b-1 fees that are deducted from the fund's assets, and/or may be paid directly by the fund's affiliates. Any fees deducted from fund assets are discussed in the fund's prospectus and disclosed in the fund fact sheet. Because these fees are paid on an on-going basis, over time these fees will increase the cost of your investment and may cost you more than paying other types of sales charges. If offered through a retirement program, additional fees and expenses may be charged under that program. NOT A DEPOSIT. NOT FDIC INSURED. NOT INSURED BY ANY FEDERAL GOVERNMENT AGENCY. NOT GUARANTEED BY THE INSTITUTION. MAY GO DOWN IN VALUE.

Allocation of Stocks and Bonds



Portfolio Analysis



Top 5 Holdings as of 08-31-24	% Assets
Voya VACS Index S	55.58
VOYA VACS Index Series I Portfolio	24.75
Voya VACS Index MC	6.90
VOYA VACS Index Series EM Portfolio	4.96
VOYA VACS Index Series SC Portfolio	3.82

Credit Analysis: % Bonds

Not Available

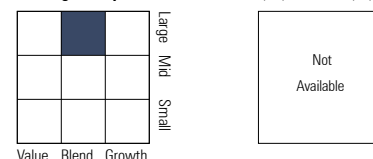
Operations

Gross Prosp Exp Ratio	0.42% of fund assets
Net Prosp Exp Ratio	0.16% of fund assets
Management Fee	0.21%
12b-1 Fee	—
Other Fee	0.01%
Miscellaneous Fee(s)	0.20%
Fund Inception Date	07-29-20
Total Fund Assets (\$mil)	139.7
Annual Turnover Ratio %	108.00
Fund Family Name	Voya

Notes

There is no guarantee that any investment option will achieve its stated objective. Principal value fluctuates and there is no guarantee of value at any time, including the target date. The "target date" is the approximate date when an investor plans to start withdrawing their money. When their target date is reached, they may have more or less than the original amount invested. For each target date Portfolio, until the day prior to its Target Date, the Portfolio will seek to provide total returns consistent with an asset allocation targeted for an investor who is retiring in approximately each Portfolio's designation target year. On the Target Date, the Portfolio will seek to provide a combination of total return and stability of principal. Total Annual Portfolio Operating Expenses may be higher than the Portfolio's ratio of expenses to average net assets shown in the Portfolio's Financial Highlights, which reflects the operating expenses of the Portfolio and does not include Acquired Fund Fees and Expenses. Voya Investments, LLC (the "Investment Adviser") is contractually obligated to limit expenses to 0.00% for Class Z shares through May 1, 2025. The limitation does not extend to interest, taxes, investment-related costs, leverage expenses, extraordinary expenses, and Acquired Fund Fees and Expenses. Termination or modification of this obligation requires approval by the Portfolio's Board of Directors (the "Board").

Morningstar Style Box™ as of 08-31-24(EQ) ; 09-30-24(F-I)



Morningstar Super Sectors as of 08-31-24

Sector	% Fund
Cyclical	32.17
Sensitive	46.04
Defensive	21.80

Morningstar F-I Sectors as of 08-31-24

Sector	% Fund
Government	33.15
Corporate	24.49
Securitized	14.46
Municipal	0.25
Cash/Cash Equivalents	27.64
Derivative	0.00

Waiver Data	Type	Exp. Date	%
Expense Ratio	Contractual	05-01-25	0.26

Portfolio Manager(s)

Barbara Reinhard, CFA. Since 2020.
Lanyon Blair, CFA. Since 2023.

Advisor	Voya Investments, LLC
Subadvisor	Voya Investment Management Co. LLC